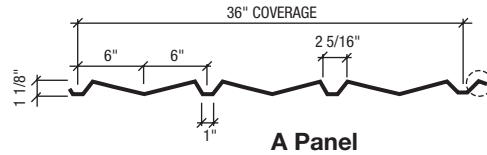
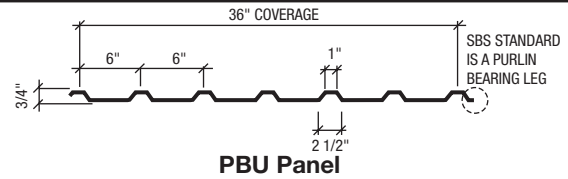
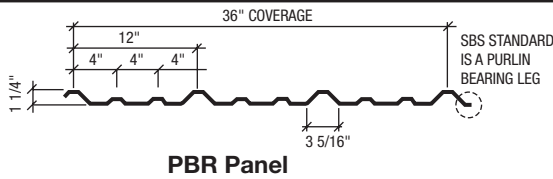


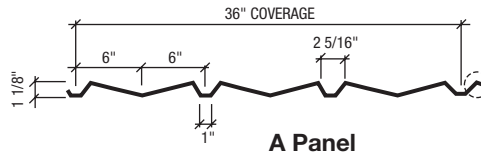
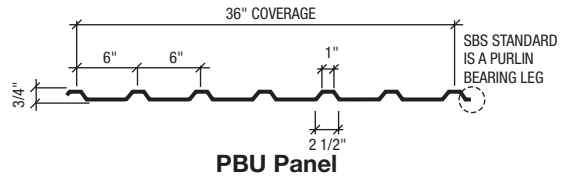
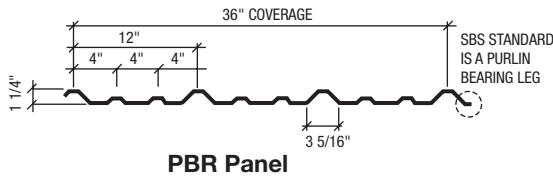
## PANEL SQUARE FOOTAGE CHART



NUMBER OF SQUARE FEET PER PANEL - BASED ON 38 1/4" WIDE PANEL COVERING 36"

FT.	0"	1"	2"	3"	4"	5"	6"	7"	8"	9"	10"	11"
1'	3.19	3.45	3.72	3.98	4.25	4.52	4.78	5.05	5.31	5.58	5.84	6.11
2'	6.38	6.64	6.91	7.17	7.44	7.70	7.97	8.23	8.50	8.77	9.03	9.30
3'	9.56	9.83	10.09	10.36	10.63	10.89	11.16	11.42	11.69	11.95	12.22	12.48
4'	12.75	13.02	13.28	13.55	13.81	14.08	14.34	14.61	14.88	15.14	15.41	15.67
5'	15.94	16.20	16.47	16.73	17.00	17.27	17.53	17.80	18.06	18.33	18.59	18.86
6'	19.13	19.39	19.66	19.92	20.19	20.45	20.72	20.98	21.25	21.52	21.78	22.05
7'	22.31	22.58	22.84	23.11	23.38	23.64	23.91	24.17	24.44	24.70	24.97	25.23
8'	25.50	25.77	26.03	26.30	26.56	26.83	27.09	27.36	27.63	27.89	28.16	28.42
9'	28.69	28.95	29.22	29.48	29.75	30.02	30.28	30.55	30.81	31.08	31.34	31.61
10'	31.88	32.14	32.41	32.67	32.94	33.20	33.47	33.73	34.00	34.27	34.53	34.80
11'	35.06	35.33	35.59	35.86	36.13	36.39	36.66	36.92	37.19	37.45	37.72	37.98
12'	38.25	38.52	38.78	39.05	39.31	39.58	39.84	40.11	40.38	40.64	40.91	41.17
13'	41.44	41.70	41.97	42.23	42.50	42.77	43.03	43.30	43.56	43.83	44.09	44.36
14'	44.63	44.89	45.16	45.42	45.69	45.95	46.22	46.48	46.75	47.02	47.28	47.55
15'	47.81	48.08	48.34	48.61	48.88	49.14	49.41	49.67	49.94	50.20	50.47	50.73
16'	51.00	51.27	51.53	51.80	52.06	52.33	52.59	52.86	53.13	53.39	53.66	53.92
17'	54.19	54.45	54.72	54.98	55.25	55.52	55.78	56.05	56.31	56.58	56.84	57.11
18'	57.38	57.64	57.91	58.17	58.44	58.70	58.97	59.23	59.50	59.77	60.03	60.30
19'	60.56	60.83	61.09	61.36	61.63	61.89	62.16	62.42	62.69	62.95	63.22	63.48
20'	63.75	64.02	64.28	64.55	64.81	65.08	65.34	65.61	65.88	66.14	66.41	66.67
21'	66.94	67.20	67.47	67.73	68.00	68.27	68.53	68.80	69.06	69.33	69.59	69.86
22'	70.13	70.39	70.66	70.92	71.19	71.45	71.72	71.98	72.25	72.52	72.78	73.05
23'	73.31	73.58	73.84	74.11	74.38	74.64	74.91	75.17	75.44	75.70	75.97	76.23
24'	76.50	76.77	77.03	77.30	77.56	77.83	78.09	78.36	78.63	78.89	79.16	79.42
25'	79.69	79.95	80.22	80.48	80.75	81.02	81.28	81.55	81.81	82.08	82.34	82.61
26'	82.88	83.14	83.41	83.67	83.94	84.20	84.47	84.73	85.00	85.27	85.53	85.80
27'	86.06	86.33	86.59	86.86	87.13	87.39	87.66	87.92	88.19	88.45	88.72	88.98
28'	89.25	89.52	89.78	90.05	90.31	90.58	90.84	91.11	91.38	91.64	91.91	92.17
29'	92.44	92.70	92.97	93.23	93.50	93.77	94.03	94.30	94.56	94.83	95.09	95.36
30'	95.63	95.89	96.16	96.42	96.69	96.95	97.22	97.48	97.75	98.02	98.28	98.55
31'	98.81	99.08	99.34	99.61	99.88	100.14	100.41	100.67	100.94	101.20	101.47	101.73
32'	102.00	102.27	102.53	102.80	103.06	103.33	103.59	103.86	104.13	104.39	104.66	104.92
33'	105.19	104.45	105.72	105.98	106.25	106.52	106.78	107.05	107.31	107.58	107.84	108.11
34'	108.38	108.45	108.91	109.17	109.44	109.70	109.97	110.23	110.50	110.77	111.03	111.30
35'	111.56	111.83	112.09	112.36	112.63	112.89	113.16	113.42	113.69	113.95	114.22	114.48
36'	114.75	115.02	115.28	115.55	115.81	116.08	116.34	116.61	116.88	117.14	117.41	117.67
37'	117.94	118.20	118.47	118.73	119.00	119.27	119.53	119.80	120.06	120.33	120.59	120.86
38'	121.13	121.39	121.66	121.92	122.19	122.45	122.72	122.98	123.25	123.52	123.78	124.05
39'	124.31	124.58	124.84	125.11	125.38	125.64	125.91	126.17	126.44	126.70	126.97	127.23
40'	127.50	127.77	128.03	128.30	128.56	128.83	129.09	129.36	129.63	129.89	130.16	130.42

## PANEL PROFILE SELECTIONS



PRICE PER SQUARE								
FINISH	BASE METAL	GAUGE	WEIGHT PER SQUARE	QUANTITY IN SQUARES				
				0 - 19	20 - 49	50 - 99	100 - 299	300+
Clear Acrylic	GALVALUME®	29	74	109.30	104.90	100.70	96.70	94.75
Clear Acrylic	GALVALUME®	26	95	123.40	118.45	113.75	109.20	107.00
* SMP Standard Colors	GALVALUME®	26	95	155.00	148.80	142.85	137.15	134.40
* KYNAR 500® Colors	GALVALUME®	26	95	189.15	181.60	174.35	167.35	164.00
Clear Acrylic	GALVALUME®	24	121	150.10	144.10	138.35	132.80	130.15
PPOL Polar White	GALVALUME®	24	121	194.35	186.60	179.10	171.95	168.50

\* See Color Chart for available colors  
Consult SBS **Technical Manual** for proper product application, design details and other product information.  
KYNAR 500 is a registered trademark of ELF Atochem.

Clear Acrylic Coated Galvalume® coating is subject to variances in spangle from coil to coil which may result in noticeable shade variation in installed panels. Clear Acrylic Coated Galvalume® coating is also subject to differential weathering after panel installation. Panels may appear to be different shades due to this weathering characteristic. If a consistent appearance is required, SBS recommends that pre-painted panels be used in lieu of Clear Acrylic Coated Galvalume®. Shade variation in panels manufactured from Clear Acrylic Coated Galvalume® coated material do not diminish the structural integrity of the product. These shade variations should be anticipated and are not a cause for rejection.

### PANEL PRICING NOTES:

1. GALVALUME® base metal is in conformance with ASTM A792 Grade 80, Coating Class AZ55 if bare, Coating Class AZ50 if painted.
2. Cutting charge for panels less than 4'-0" in length is \$1.00 per panel.
3. PBR, PBU and A panel pricing is based on a 38 1/4" panel width (see page CIP-2).
4. 29 gauge panels are available in R and U only.
5. Yield strength is 80,000 PSI on 29 and 26 gauge panels, 50,000 PSI on 24 gauge panels.
6. Availability of 26 gauge KYNAR 500® Colors is defined on the current SBS Color Selection Chart.
7. Add \$25.00 set-up charge for reverse run panels (upside down).
8. Length tolerance is plus or minus 1/4" of ordered length on all profiles.
9. Clear acrylic-coated GALVALUME® is GALVALUME® coated with a thin acrylic film intended to increase its resistance to fingerprinting and handling marks and eliminate the use of oil in the forming process. It is not a warranted film and may discolor while weathering.
10. A panel is striated.
11. A panel is manufactured in Effingham, Illinois only.

### PACKAGING COSTS:

1. Maximum 3000 lbs. per bundle, unless specified otherwise by customer.
2. Block and band with no cover sheet..... \$10.00
3. Block and band with cover sheet top only ..... \$1.50/Linear Foot.
4. Block and band with cover sheet top and bottom ..... \$2.70/Linear Foot.
5. L.T.L. Crating ..... \$3.40/Linear Foot.