

Product Evaluation Report
SCHULTE BUILDING SYSTEMS

24 Ga. VS-216 TripleLok Roof Panel over open framing

Florida Product Approval # 9093.6 R2

Florida Building Code 2010

Per Rule 9N-3

Method: 1 –D

Category: Structural Components

Subcategory: Roof Deck

Compliance Method: 9N-3.005(1)(d)

NON HVHZ

Product Manufacturer:

Schulte Building Systems

17600 Badtke Road

Hockley, TX 77447

Engineer Evaluator:

Terrence E. Wolfe, P.E. # 44923

Florida Evaluation ANE ID: 1920

Validator:


Locke Bowden, P.E., FL #49704


9450 Alysbery Place

Montgomery, AL 36117

Contents:

Evaluation Report Pages 1 – 4





Compliance Statement: The product as described in this report has demonstrated compliance with the Florida Building Code 2010, Sections 1504.3.2, 1504.7.

Product Description: VS-216 (Veriseam 216), 2" Mechanical Lock Standing Seam Roof Panel, 24 Ga. Steel, Maximum 16" Wide. Structural Application.

Panel Material/Standards: Material: Minimum 24 Ga. Steel, conforming to Florida Building Code 2010 Section 1507.4.3.
Yield Strength: Min. 50.0 ksi
Corrosion Resistance: Panel Material shall comply with Florida Building Code 2010, Section 1507.4.3.

Panel Dimension(s): Thickness: 0.0218" min.
Width: 16" Maximum
Rib Height: 2" Tall Standing Seam Rib
Panel Seam: Triple Lok Seams w/ mechanical seamer
Panel Rollformer: Building Research Systems, Inc.

Roof Panel Clips: Product Name: MC1203 or MC1213 Clip Assembly
Corrosion Resistance: Per Florida Building Code 2010 Section 1506.7

Clip Fastener: (2) ¼-14 Self Driller per clip.
Corrosion Resistance: Per Florida Building Code 2010, Section 1506.6, 1507.4.4


Substrate Description: Min. 16 Ga. Steel Framing. Must be designed in accordance w/ Florida Building Code 2010.


Design Uplift Pressures:

Table "A"


Maximum Design Pressure:	-130.63 psf	-54.04 psf
Clip Spacing:	2'-0" O.C.	5'-0" O.C.


*See Load Table for Additional Pressures.
*Design Pressure includes a Safety Factor.





- Code Compliance:** The product described herein has demonstrated compliance with The Florida Building Code 2010, Section 1504.3.2, 1504.7.
- Evaluation Report Scope:** The product evaluation is limited to compliance with the structural wind load requirements of the Florida Building Code 2010, as relates to Rule 9N-3.
- Performance Standards:** The product described herein has demonstrated compliance with:
- ASTM E 1592-01 Test method for structural performance of sheet metal roof and siding systems by uniform static air pressure difference.
 - FM 4471, Section 4.4 - Foot Traffic Resistance Test.
- Reference Data:**
1. ASTM E 1592-01
Encon Technology, Inc.
Report No. C1432-1
 2. FM 4471-10, Section 4.4 Foot Traffic Resistance Test
Force Engineering & Testing, Inc. (FBC Organization # TST-5328)
Report No. 111-0331T-11, Dated 06/29/12
 3. Certificate of Independence
By Terrence E. Wolfe, P.E. (No. 44923) @ Force Engineering & Testing, Inc.
(FBC Organization # ANE ID: 1920)
- Quality Assurance Entity:** The manufacturer has established compliance of roof panel products in accordance with the Florida Building Code and Rule 9N-3.005 (3) for manufacturing under a quality assurance program audited by an approved quality assurance entity.
- Minimum Slope Range:** Minimum Slope shall comply with Florida Building Code 2010, including Section 1507.4.2 and in accordance with Manufacturers recommendations.
- Installation:** Install per manufacturer's recommended details.
- Insulation:** Manufacturer's approved product (Optional)
- Roof Panel Fire Classification:** Fire classification is not part of this evaluation.
- Shear Diaphragm:** Shear diaphragm values are outside the scope of this report.





Design Procedure:

Based on the dimensions of the structure, appropriate wind loads are determined using Chapter 16 of the Florida Building Code 2010 for roof cladding wind loads. These component wind loads for roof cladding are compared to the allowable pressure listed above. The design professional shall select the appropriate erection details to reference in his drawings for proper fastener attachment to his structure and analyze the panel fasteners for pullout. Support framing must be in compliance with Florida Building Code 2010 Chapter 22 for steel, and Chapter 16 for structural loading.

