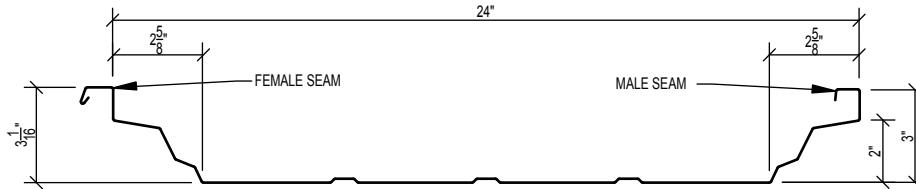


PANEL SQUARE FOOTAGE CHART

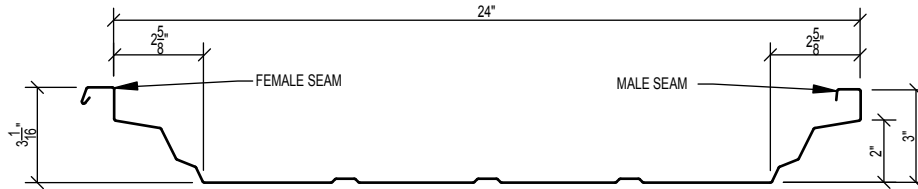
TS-324



FT.	0"	1"	2"	3"	4"	5"	6"	7"	8"	9"	10"	11"
1'	2.00	2.17	2.33	2.50	2.67	2.83	3.00	3.17	3.33	3.50	3.67	3.83
2'	4.00	4.17	4.33	4.50	4.67	4.83	5.00	5.17	5.33	5.50	5.67	5.83
3'	6.00	6.17	6.33	6.50	6.67	6.83	7.00	7.17	7.33	7.50	7.67	7.83
4'	8.00	8.17	8.33	8.50	8.67	8.83	9.00	9.17	9.33	9.50	9.67	9.83
5'	10.00	10.17	10.33	10.50	10.67	10.83	11.00	11.17	11.33	11.50	11.67	11.83
6'	12.00	12.17	12.33	12.50	12.67	12.83	13.00	13.17	13.33	13.50	13.67	13.83
7'	14.00	14.17	14.33	14.50	14.67	14.83	15.00	15.17	15.33	15.50	15.67	15.83
8'	16.00	16.17	16.33	16.50	16.67	16.83	17.00	17.17	17.33	17.50	17.67	17.83
9'	18.00	18.17	18.33	18.50	18.67	18.83	19.00	19.17	19.33	19.50	19.67	19.83
10'	20.00	20.17	20.33	20.50	20.67	20.83	21.00	21.17	21.33	21.50	21.67	21.83
11'	22.00	22.17	22.33	22.50	22.67	22.83	23.00	23.17	23.33	23.50	23.67	23.83
12'	24.00	24.17	24.33	24.50	24.67	24.83	25.00	25.17	25.33	25.50	25.67	25.83
13'	26.00	26.17	26.33	26.50	26.67	26.83	27.00	27.17	27.33	27.50	27.67	27.83
14'	28.00	28.17	28.33	28.50	28.67	28.83	29.00	29.17	29.33	29.50	29.67	29.83
15'	30.00	30.17	30.33	30.50	30.67	30.83	31.00	31.17	31.33	31.50	31.67	31.83
16'	32.00	32.17	32.33	32.50	32.67	32.83	33.00	33.17	33.33	33.50	33.67	33.83
17'	34.00	34.17	34.33	34.50	34.67	34.83	35.00	35.17	35.33	35.50	35.67	35.83
18'	36.00	36.17	36.33	36.50	36.67	36.83	37.00	37.17	37.33	37.50	37.67	37.83
19'	38.00	38.17	38.33	38.50	38.67	38.83	39.00	39.17	39.33	39.50	39.67	39.83
20'	40.00	40.17	40.33	40.50	40.67	40.83	41.00	41.17	41.33	41.50	41.67	41.83
21'	42.00	42.17	42.33	42.50	42.67	42.83	43.00	43.17	43.33	43.50	43.67	43.83
22'	44.00	44.17	44.33	44.50	44.67	44.83	45.00	45.17	45.33	45.50	45.67	45.83
23'	46.00	46.17	46.33	46.50	46.67	46.83	47.00	47.17	47.33	47.50	47.67	47.83
24'	48.00	48.17	48.33	48.50	48.67	48.83	49.00	49.17	49.33	49.50	49.67	49.83
25'	50.00	50.17	50.33	50.50	50.67	50.83	51.00	51.17	51.33	51.50	51.67	51.83
26'	52.00	52.17	52.33	52.50	52.67	52.83	53.00	53.17	53.33	53.50	53.67	53.83
27'	54.00	54.17	54.33	54.50	54.67	54.83	55.00	55.17	55.33	55.50	55.67	55.83
28'	56.00	56.17	56.33	56.50	56.67	56.83	57.00	57.17	57.33	57.50	57.67	57.83
29'	58.00	58.17	58.33	58.50	58.67	58.83	59.00	59.17	59.33	59.50	59.67	59.83
30'	60.00	60.17	60.33	60.50	60.67	60.83	61.00	61.17	61.33	61.50	61.67	61.83
31'	62.00	62.17	62.33	62.50	62.67	62.83	63.00	63.17	63.33	63.50	63.67	63.83
32'	64.00	64.17	64.33	64.50	64.67	64.83	65.00	65.17	65.33	65.50	65.67	65.83
33'	66.00	66.17	66.33	66.50	66.67	66.83	67.00	67.17	67.33	67.50	67.67	67.83
34'	68.00	68.17	68.33	68.50	68.67	68.83	69.00	69.17	69.33	69.50	69.67	69.83
35'	70.00	70.17	70.33	70.50	70.67	70.83	71.00	71.17	71.33	71.50	71.67	71.83
36'	72.00	72.17	72.33	72.50	72.67	72.83	73.00	73.17	73.33	73.50	73.67	73.83
37'	74.00	74.17	74.33	74.50	74.67	74.83	75.00	75.17	75.33	75.50	75.67	75.83
38'	76.00	76.17	76.33	76.50	76.67	76.83	77.00	77.17	77.33	77.50	77.67	77.83
39'	78.00	78.17	78.33	78.50	78.67	78.83	79.00	79.17	79.33	79.50	79.67	79.83
40'	80.00	80.17	80.33	80.50	80.67	80.83	81.00	81.17	81.33	81.50	81.67	81.83

PANEL PROFILE SELECTIONS

TS-324



PRICE PER SQUARE								
FINISH	BASE METAL	GAUGE	WEIGHT PER SQUARE	QUANTITY IN SQUARES				
				0 – 19	20 – 49	50 – 99	100 – 299	300+
Clear Acrylic	GALVALUME®	24	120	203.70	195.55	187.70	180.20	176.60
* KYNAR 500® Colors	GALVALUME®	24	120	277.65	266.55	255.90	245.65	240.70
Solar White	GALVALUME®	24	120	239.25	229.65	220.50	211.65	207.40

* See Color Chart for available colors
Consult SBS **Technical Manual** for proper product application, design details and other product information.
KYNAR 500 is a registered trademark of ELF Atochem.

Clear Acrylic Coated GALVALUME® coating is subject to variances in spangle from coil to coil which may result in noticeable shade variation in installed panels. Clear Acrylic Coated GALVALUME® coating is also subject to differential weathering after panel installation. Panels may appear to be different shades due to this weathering characteristic. If a consistent appearance is required, SBS recommends that pre-painted panels be used in lieu of Clear Acrylic Coated GALVALUME®. Shade variation in panels manufactured from Clear Acrylic Coated GALVALUME® coated material do not diminish the structural integrity of the product. These shade variations should be anticipated and are not a cause for rejection.

PANEL PRICING:

1. All panel pricing is based on net coverage.
2. For short lengths add 3.65 per panel for panels 3" – 2'-9" or 1.85 per panel for panels 2'-10" – 5'-11" (Panels less than 6'-0" cannot be prepunched and notched).
3. TS-324 requires the SBS Seaming Tool to complete installation.

PACKAGING COST:

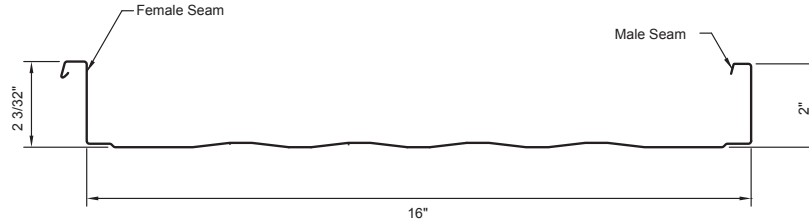
1. Maximum 20 sheets per bundle.
2. Standard packaging
 GALVALUME®: Banded with cardboard rings—8'-0" O.C. \$0.30 per foot of bundle (\$15.00 min.)
 Color: Banded with cardboard rings—8'-0" O.C. with strippable film on the male and female rib \$0.40 per foot of bundle (\$20.00 min.)

NOTES:

1. Delivery
 24 gauge-GALVALUME® and White..... 3 to 5 working days
 24 gauge-Standard Colors..... 2 to 3 weeks
 Other Gauges and Colors Please inquire
2. All panels are factory notched and prepunched both ends.
3. All panels have factory applied sealant.
4. Panels over 50'-0" or under 6'-0" Please inquire.
5. Yield strength is 50,000 PSI on 24 gauge panels.

PANEL SQUARE FOOTAGE CHART

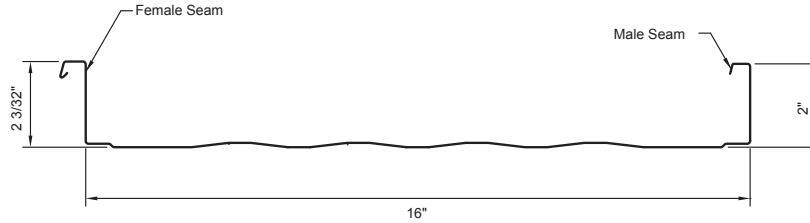
VS-216



FT.	0"	1"	2"	3"	4"	5"	6"	7"	8"	9"	10"	11"
1'	1.33	1.44	1.56	1.67	1.78	1.89	2.00	2.11	2.22	2.33	2.44	2.56
2'	2.67	2.78	2.89	3.00	3.11	3.22	3.33	3.44	3.56	3.67	3.78	3.89
3'	4.00	4.11	4.22	4.33	4.44	4.56	4.67	4.78	4.89	5.00	5.11	5.22
4'	5.33	5.44	5.56	5.67	5.78	5.89	6.00	6.11	6.22	6.33	6.44	6.56
5'	6.67	6.78	6.89	7.00	7.11	7.22	7.33	7.44	7.56	7.67	7.78	7.89
6'	8.00	8.11	8.22	8.33	8.44	8.56	8.67	8.78	8.89	9.00	9.11	9.22
7'	9.33	9.44	9.56	9.67	9.78	9.89	10.00	10.11	10.22	10.33	10.44	10.56
8'	10.67	10.78	10.89	11.00	11.11	11.22	11.33	11.44	11.56	11.67	11.78	11.89
9'	12.00	12.11	12.22	12.33	12.44	12.56	12.67	12.78	12.89	13.00	13.11	13.22
10'	13.33	13.44	13.56	13.67	13.78	13.89	14.00	14.11	14.22	14.33	14.44	14.56
11'	14.67	14.78	14.89	15.00	15.11	15.22	15.33	15.44	15.56	15.67	15.78	15.89
12'	16.00	16.11	16.22	16.33	16.44	16.56	16.67	16.78	16.89	17.00	17.11	17.22
13'	17.33	17.44	17.56	17.67	17.78	17.89	18.00	18.11	18.22	18.33	18.44	18.56
14'	18.67	18.78	18.89	19.00	19.11	19.22	19.33	19.44	19.56	19.67	19.78	19.89
15'	20.00	20.11	20.22	20.33	20.44	20.56	20.67	20.78	20.89	21.00	21.11	21.22
16'	21.33	21.44	21.56	21.67	21.78	21.89	22.00	22.11	22.22	22.33	22.44	22.56
17'	22.67	22.78	22.89	23.00	23.11	23.22	23.33	23.44	23.56	23.67	23.78	23.89
18'	24.00	24.11	24.22	24.33	24.44	24.56	24.67	24.78	24.89	25.00	25.11	25.22
19'	25.33	25.44	25.56	25.67	25.78	25.89	26.00	26.11	26.22	26.33	26.44	26.56
20'	26.67	26.78	26.89	27.00	27.11	27.22	27.33	27.44	27.56	27.67	27.78	27.89
21'	28.00	28.11	28.22	28.33	28.44	28.56	28.67	28.78	28.89	29.00	29.11	29.22
22'	29.33	29.44	29.56	29.67	29.78	29.89	30.00	30.11	30.22	30.33	30.44	30.56
23'	30.67	30.78	30.89	31.00	31.11	31.22	31.33	31.44	31.56	31.67	31.78	31.89
24'	32.00	32.11	32.22	32.33	32.44	32.56	32.67	32.78	32.89	33.00	33.11	33.22
25'	33.33	33.44	33.56	33.67	33.78	33.89	34.00	34.11	34.22	34.33	34.44	34.56
26'	34.67	34.78	34.89	35.00	35.11	35.22	35.33	35.44	35.56	35.67	35.78	35.89
27'	36.00	36.11	36.22	36.33	36.44	36.56	36.67	36.78	36.89	37.00	37.11	37.22
28'	37.33	37.44	37.56	37.67	37.78	37.89	38.00	38.11	38.22	38.33	38.44	38.56
29'	38.67	38.78	38.89	39.00	39.11	39.22	39.33	39.44	39.56	39.67	39.78	39.89
30'	40.00	40.11	40.22	40.33	40.44	40.56	40.67	40.78	40.89	41.00	41.11	41.22
31'	41.33	41.44	41.56	41.67	41.78	41.89	42.00	42.11	42.22	42.33	42.44	42.56
32'	42.67	42.78	42.89	43.00	43.11	43.22	43.33	43.44	43.56	43.67	43.78	43.89
33'	44.00	44.11	44.22	44.33	44.44	44.56	44.67	44.78	44.89	45.00	45.11	45.22
34'	45.33	45.44	45.56	45.67	45.78	45.89	46.00	46.11	46.22	46.33	46.44	46.56
35'	46.67	46.78	46.89	47.00	47.11	47.22	47.33	47.44	47.56	47.67	47.78	47.89
36'	48.00	48.11	48.22	48.33	48.44	48.56	48.67	48.78	48.89	49.00	49.11	49.22
37'	49.33	49.44	49.56	49.67	49.78	49.89	50.00	50.11	50.22	50.33	50.44	50.56
38'	50.67	50.78	50.89	51.00	51.11	51.22	51.33	51.44	51.56	51.67	51.78	51.89
39'	52.00	52.11	52.22	52.33	52.44	52.56	52.67	52.78	52.89	53.00	53.11	53.22
40'	53.33	53.44	53.56	53.67	53.78	53.89	54.00	54.11	54.22	54.33	54.44	54.56

PANEL PROFILE SELECTIONS

VS-216



PRICE PER SQUARE								
FINISH	BASE METAL	GAUGE	WEIGHT PER SQUARE	QUANTITY IN SQUARES				
				0 – 19	20 – 49	50 – 99	100 – 299	300+
Clear Acrylic	GALVALUME®	24	120	246.25	236.40	226.95	217.85	213.50
* KYNAR 500® Colors	GALVALUME®	24	120	289.80	278.25	267.10	256.40	251.25

* See Color Chart for available colors
Consult SBS **Technical Manual** for proper product application, design details and other product information.
KYNAR 500 is a registered trademark of ELF Atochem.

Clear Acrylic Coated GALVALUME® coating is subject to variances in spangle from coil to coil which may result in noticeable shade variation in installed panels. Clear Acrylic Coated GALVALUME® coating is also subject to differential weathering after panel installation. Panels may appear to be different shades due to this weathering characteristic. If a consistent appearance is required, SBS recommends that pre-painted panels be used in lieu of Clear Acrylic Coated GALVALUME®. Shade variation in panels manufactured from Clear Acrylic Coated GALVALUME® coated material do not diminish the structural integrity of the product. These shade variations should be anticipated and are not a cause for rejection.

PANEL PRICING:

1. All panel pricing is based on net coverage.
2. For short lengths add 3.65 per panel for panels 3" – 2'-9" or 1.85 per panel for panels 2'-10" – 5'-11" (Panels less than 6'-0" cannot be prepunched and notched).
3. VS-216 requires the SBS Seaming Tool to complete installation.
4. VS-216 panel is manufactured in Hockley only.

PACKAGING COST:

1. Maximum 18 sheets per bundle.
2. Standard packaging: Block and Band —8'-0" O.C.with strippable film on the male and female rib
3. Export or LTD packaging Please inquire

NOTES:

1. Delivery
24 gauge-GALVALUME® and Stocked Colors 7 to 10 working days
24 gauge-Standard Colors 2 to 3 weeks
2. All panels are factory notched and prepunched both ends.
3. All panels have factory applied sealant.
4. Panels over 50'-0" or under 6'-0" Please inquire.
5. Yield strength is 50,000 PSI on 24 gauge panels.